

Appendix 1

Langley Mead Visitor Questionnaire

Interviewer:	Day of the week:
Access point:	Date:

Time?

7-8am	01
8-9am	02
10-11am	03
11-12am	04
1-2pm	05
2-3pm	06
5-6pm	07
6-7pm	08

Weather conditions?

Sunshine and hot	01
Sunshine and showers	02
Cloudy	03
Cloud and showers	04
Heavy rain	05

Q1. How many adults and children are present in your group, including yourself?
Give number of each age group

Adult 16-25	
26-45	
46-59	
60+	
Children under 16	

Q2. How many dogs have you taken for this visit?

Number =

Q3. How did you get to this site today?

Walk	01
Car	02
Bus	03
Cycle	04
Motorbike	05
Horse	06
Other – specify:	07

Q4. Can you give the postcode of where you travelled from to visit this site?

Postcode:
No postcode, but location is:

Q5. If you are a local resident, how long have you lived at this address?

Less than 1 year	01
1-2 years	02
3-5 years	03
6-10 years	04
11+ years	05

Q6. What was the main reason/s for your visit to this site today?

Multiple choice – select many if necessary

Dog walking	01
Walking	02
Jogging/exercise	03
Motorcycling	04
Horse riding	05
Picnic	06
Nature/bird watching	07
Other:	08

Q7. What percentage of your visits to any sites for the previously chosen activities are at Langley Mead?

Less than 25%	01
25% to 50%	02
50% to 75%	03
More than 75%	04

Q8. Why have you chosen this site over others?

Multiple choice – select many if necessary

Ability to let dog off the lead	01
Enjoy the look and feel of this countryside	02
Accessibility (car parking) etc	03
Feel safe using this site	04
Length and variety of walks available	05
It's close to where I live	06
Proximity to other facilities/features, please specify below	07
Peacefulness	08

Any specific comments:

Q9. Do you think any of the following could be improved?

Multiple choice – select many if necessary

Ability to let dog off the lead	01
The look and feel of this countryside	02
Accessibility (car parking) etc	03
Feeling safe using this site	04
Length and variety of walks available	05
Proximity to other facilities/features, please specify below	07
Peacefulness	08

Any specific comments:

Q10. How often do you visit this site?

Daily	01
Once weekly	02
Monthly	03
Occasionally	04
First visit	05

	skip to Q14
--	-------------

Q11. What days of the week do you usually visit this site?

Weekday	01
Weekend day	02
Both	03

Q12. What time of day, if any, do you normally visit the site?

Before 9am	01
Between 9-12noon	02
Between 12-4pm	03
After 4pm	04

Q13. What time of year, if any, do you normally visit the site?

Winter –(Dec Jan, Feb)	01
Spring – (March, April, May)	02
Summer – (June, July, Aug)	03
Autumn – (Sept, Oct, Nov)	04
All times of year	05

Q14. Where did you access the site when you started your visit today?

Main car park entrance	01
Millworth Lane entrance	02
Other – specify:	03

Q15. Do you always use this access point to the site?

Yes	01
No	02
First visit	03

Q16. How long were you on this site for?

Less than 30 mins	01
30 mins – 1 hour	02
Over an hour	03

Q17. If you have a dog/s, was it/ were they let off the lead?

Yes	01
No	02

Q18. Did your dog/s venture off any of the footpaths or trails?

Yes	01
No	02
Don't know	03

Q19. And did you venture off any footpaths or trails?

Yes	01
No	02
Don't know	03

Q20. Have you ever visited the Bramshill CP Plantation SSSI (see **Map 1**), part of the Thames Basin Heaths?

Yes	01
No – <i>finish survey</i>	02
Don't know	03

Q21. Why did you choose to visit Bramshill?

Multiple choice – select many if necessary

Ability to let dog off the lead	01
Enjoy the look and feel of this countryside	02
Accessibility (car parking) etc	03
Feel safe using this site	04
Length and variety of walks available	05
It's close to where I live	06
Proximity to other facilities/features, please specify below	07
Peacefulness	08

Any specific comments:

Q22. How often did you visit Bramshill before Langley Mead was available?




Daily	01
Once weekly	02
Monthly	03
Occasionally	04

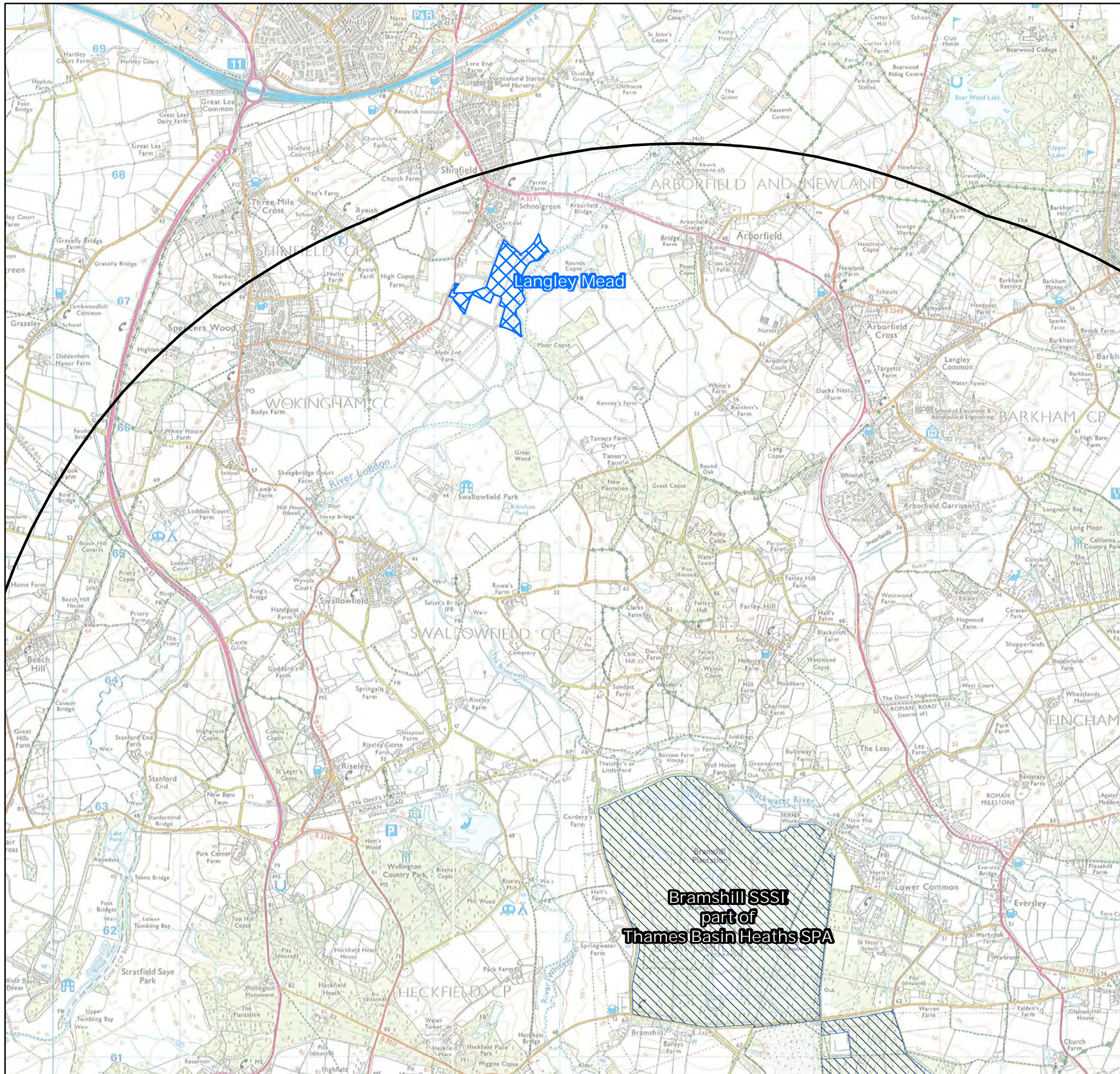
Q23. How often do you visit Bramshill now that Langley Mead is available?

Daily	01
Once weekly	02
Monthly	03
Occasionally	04
Never	05

MAP 1 Langley Mead SANG and the Thames Basin Heaths SPA

KEY

-  Langley Mead SANG
-  Thames Basin Heaths SPA
-  5km buffer from SPA



SCALE: 1:30,000 at A3

0 500 1,000 1,500 Metres



Ecological Planning & Research

CLIENT: University of Reading

PROJECT: Langley Mead

DATE: June 2015



C:\Project Data\LoddonSANG\GIS\VectorSurvey\Map1_SiteLoc_P090_020615.mxd

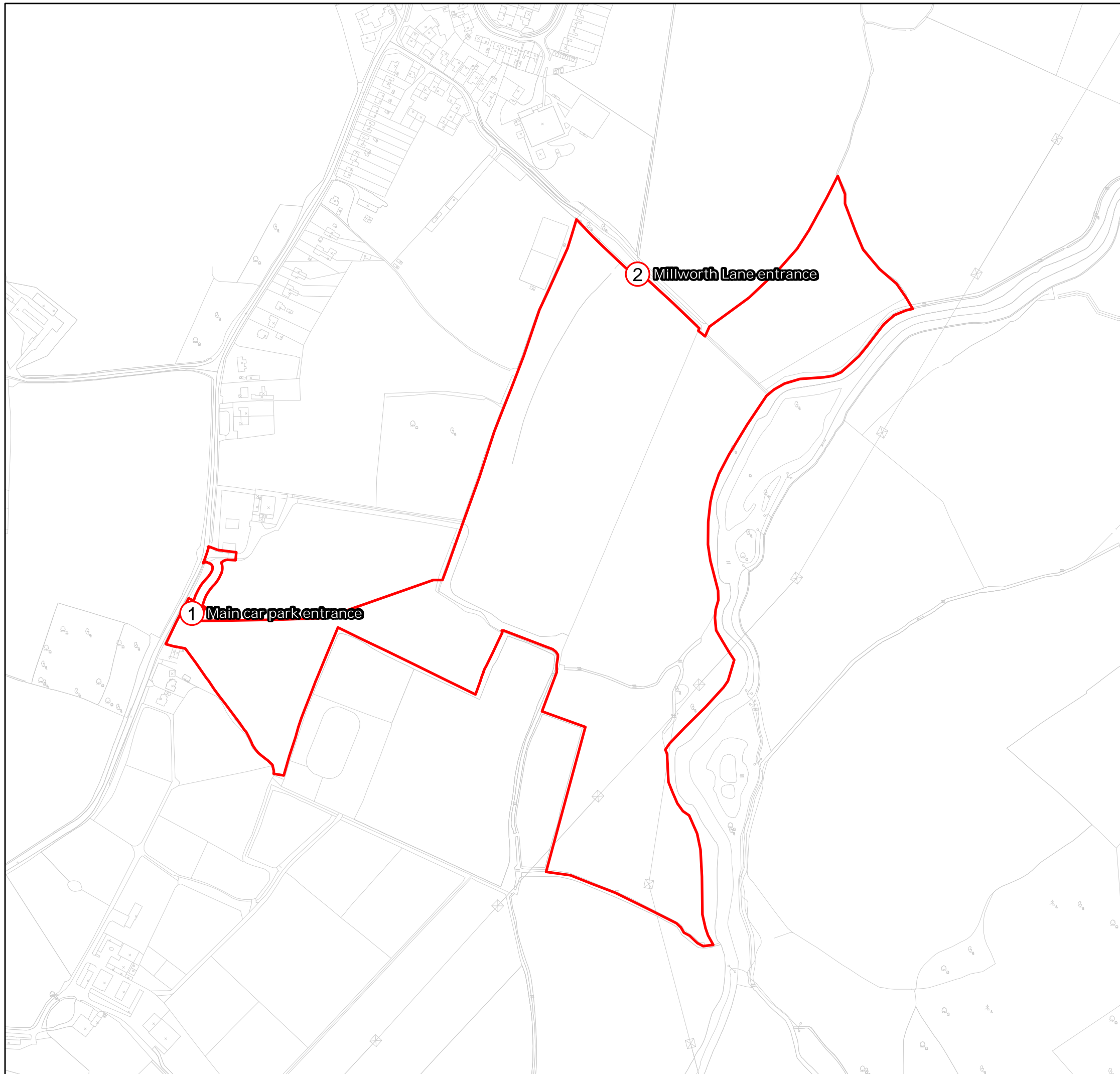
P09/80

Ordnance Survey (c) Crown copyright 2007. All rights reserved. License number 10000596.

MAP 2 Langley Mead SANG Access Points

KEY

-  Langley Mead SANG boundary
-  Access point (with ID)



SCALE: 1:4,000 at A3

0 25 50 75 100 Metres



Ecological Planning & Research

CLIENT: University of Reading

PROJECT: Langley Mead

DATE: June 2015

C:\Project Data\LoddenSANG\GIS\Vector\Survey\Map2_LangleyAccessPoints_P0980_020615.mxd

P09/80

Ordnance Survey (c) Crown copyright 2007. All rights reserved. License number 100005596.